































**CleVesto Select ab 2026 (L-FSX-43) Fondsliste**  
**Stand 13.04.2026**

Fondsname	Thema	ISIN	Wahrung	Wertentwicklung*					Volatilitat 3 Jahre	Auflegung	SRI	
				Lfd. Jahr	1 Jahr p.a.	3 Jahre p.a.	5 Jahre p.a.	10 Jahre p.a.				
<b>Aktienfonds Asien/Pazifik</b>												
abrdrn - Japanese Smaller Companies Sustainable Equity Fund A Acc Hedged EUR	Japan	 LU0476877054	EUR	12,82%	59,09%	24,37%	9,90%	10,22%	18,19%	18.05.2010	4	
Amundi Index MSCI Pacific ex Japan SRI UCITS ETF DR EUR (C)	ETF	 LU1602144906	EUR	7,26%	23,66%	4,02%	2,70%	-	13,79%	14.02.2018	4	
Barings ASEAN Frontiers Fund (EUR)	Asien	 IE0004868828	EUR	4,35%	24,09%	5,13%	3,28%	5,77%	12,93%	19.01.1999	4	
Barings Hong Kong China Fund (USD)	China   Asien	 IE0000829238	USD	-0,18%	25,87%	4,92%	-7,38%	5,23%	23,84%	28.02.1983	5	
Candriam Equities L Australia C EUR	Australien	LU0256780106	EUR	8,48%	27,41%	7,17%	5,98%	8,64%	18,49%	13.09.2006	4	
Comgest Growth India USD Acc	Indien   Asien	 IE00B03DF997	USD	-13,89%	-7,44%	6,89%	2,70%	6,27%	14,43%	04.01.2005	4	
CT (Lux) Asia Equities Fund 1U USD acc	Asien	 LU1864951790	USD	13,84%	59,48%	16,85%	1,65%	8,79%	18,44%	30.03.1998	5	
DWS ESG Top Asien TFC	Asien	 DE000DWS2UF0	EUR	7,77%	34,27%	15,34%	5,35%	-	16,46%	03.04.2018	4	
Fidelity Funds - Sustainable Asia Equity Fund A-USD	Asien	 LU0048597586	USD	7,28%	46,11%	11,03%	1,12%	8,43%	16,71%	01.10.1990	4	
Fidelity Funds - China Focus Fund A (USD)	China   Asien	LU0173614495	USD	-2,52%	23,33%	4,81%	1,24%	5,74%	21,93%	18.08.2003	5	
Fidelity Funds - ASEAN Fund A Acc (USD)	Asien	 LU0261945553	USD	-0,94%	22,58%	6,09%	3,09%	4,33%	11,94%	25.09.2006	3	
Fidelity Funds - Asian Smaller Companies Fund A Acc (USD)	Asien	 LU0702159699	USD	3,28%	31,10%	10,78%	6,19%	7,96%	13,22%	07.12.2011	4	
Fidelity Funds - Asian Special Situations Fund A (USD)	Asien	 LU0054237671	USD	14,16%	63,06%	17,43%	2,84%	8,65%	18,10%	24.10.1994	4	
Fidelity Funds - China Consumer Fund A Acc (EUR)	China   Asien	 LU0594300096	EUR	-6,01%	10,89%	-4,18%	-10,64%	1,57%	23,39%	23.02.2011	5	
Fidelity Funds - Japan Equity ESG Fund A-JPY	Japan	 LU0048585144	JPY	5,69%	39,97%	16,67%	9,77%	10,39%	19,90%	01.10.1990	4	
Fidelity Funds - Pacific Fund A (USD)		 LU0049112450	USD	10,52%	64,33%	16,94%	2,22%	7,72%	16,47%	10.01.1994	4	
Fidelity Funds - India Focus Fund A (EUR)	Indien   Asien	 LU0197230542	EUR	-11,40%	-8,62%	3,88%	4,42%	7,70%	13,48%	23.08.2004	4	
Franklin India Fund A (acc) EUR	Indien   Asien	 LU0231205187	EUR	-13,27%	-11,97%	4,08%	5,49%	7,00%	14,90%	25.10.2005	4	
















 Nachhaltige Investmentfonds gema Artikel 8 oder Artikel 9 EU-Offenlegungsverordnung

\* Angaben in Prozent auf EUR-Basis.

Fondsname	Thema	ISIN	Wahrung	Wertentwicklung*					Volatilitat 3 Jahre	Auflegung	SRI
				Lfd. Jahr	1 Jahr p.a.	3 Jahre p.a.	5 Jahre p.a.	10 Jahre p.a.			
<b>Aktienfonds Asien/Pazifik</b>											
HSBC GIF Asia Pacific ex Japan Equity High Dividend AC		 LU0197773160	USD	8,07%	54,39%	17,84%	6,40%	9,78%	17,01%	05.11.2004	4
HSBC GIF Chinese Equity AC	China   Asien	 LU0164865239	USD	-0,85%	25,34%	7,64%	-4,60%	5,17%	23,22%	11.04.2003	5
HSBC GIF Indian Equity AC	Indien   Asien	 LU0164881194	USD	-9,59%	2,91%	8,72%	6,57%	8,21%	15,10%	20.05.1996	4
Invesco China New Perspective Equity Fund A (USD) dis	China   Asien	 LU1775965582	USD	-2,38%	21,94%	4,21%	-8,42%	2,19%	24,12%	26.10.1995	5
JPM India A (acc) - USD	Indien   Asien	 LU0210527015	USD	-13,06%	-5,76%	2,10%	1,87%	3,21%	14,15%	29.03.2005	4
JPM Pacific Equity Fund A (acc) - EUR		 LU0217390573	EUR	8,80%	36,29%	10,86%	2,55%	9,53%	16,84%	29.11.2012	4
Pictet - Japanese Equity Selection-P JPY	Japan	 LU0176900511	JPY	4,16%	39,57%	19,53%	13,03%	12,61%	19,72%	28.11.2003	4
Robeco Asia-Pacific Equities (EUR) D		 LU0084617165	EUR	11,31%	48,48%	18,42%	10,10%	9,57%	16,57%	20.04.1998	4
Schroder ISF Greater China A USD Acc	China   Asien	LU0140636845	USD	5,94%	50,58%	8,64%	-1,43%	9,28%	22,74%	12.05.1997	5
State Street SPDR MSCI EM Asia UCITS ETF	Asien   ETF	IE00B466KX20	USD	9,76%	52,29%	18,49%	4,37%	9,40%	17,57%	16.05.2011	4
Templeton Asian Growth Fund A (acc) USD	Asien	 LU0128522157	USD	10,02%	48,18%	14,65%	0,83%	7,10%	17,34%	14.05.2001	4
Xtrackers Nikkei 225 UCITS ETF 1D	Japan   ETF	LU0839027447	JPY	13,77%	66,88%	29,05%	15,27%	15,13%	23,64%	25.01.2013	5
<b>Aktienfonds Deutschland</b>											
Deka MDAX (R) UCITS ETF	Deutschland   ETF	DE000ETFL441	EUR	-0,87%	17,50%	3,29%	-1,93%	3,70%	17,37%	11.04.2014	4
DWS Deutschland LC	Deutschland	 DE0008490962	EUR	-0,52%	15,26%	10,04%	4,08%	6,63%	16,32%	20.10.1993	4
DWS ESG Investa	Deutschland	 DE0008474008	EUR	-0,35%	18,46%	12,09%	5,56%	6,88%	16,47%	29.01.1960	4
DWS German Equities Typ O	Deutschland	 DE0008474289	EUR	-0,72%	15,93%	11,43%	5,87%	7,32%	16,18%	12.12.1994	4
Fidelity Funds - Germany Fund A Acc (EUR)	Deutschland	 LU0261948227	EUR	-3,34%	16,96%	12,76%	5,86%	7,18%	14,62%	25.09.2006	4
Fondak - A - EUR	Deutschland	 DE0008471012	EUR	-6,37%	-0,30%	3,19%	-0,28%	4,22%	15,59%	30.10.1950	4
iShares Core DAX® UCITS ETF (DE) EUR Acc	Deutschland   ETF	DE0005933931	EUR	-2,89%	15,17%	14,46%	8,72%	8,95%	14,93%	27.12.2000	4











 Nachhaltige Investmentfonds gema Artikel 8 oder Artikel 9 EU-Offenlegungsverordnung

\* Angaben in Prozent auf EUR-Basis.

Fondsname	Thema	ISIN	Wahrung	Wertentwicklung*					Volatilitat 3 Jahre	Auflegung	SRI
				Lfd. Jahr	1 Jahr p.a.	3 Jahre p.a.	5 Jahre p.a.	10 Jahre p.a.			
<b>Aktienfonds Deutschland</b>											
Lupus alpha Smaller German Champions A	Deutschland	LU0129233093	EUR	-1,42%	21,30%	2,81%	-0,87%	6,36%	17,11%	03.08.2001	4
MainFirst - Germany Fund (A)	Deutschland	 LU0390221256	EUR	-4,11%	11,38%	1,12%	-2,34%	3,94%	13,73%	05.06.2009	4
<b>Aktienfonds Europa</b>											
Allianz European Equity Dividend - A - EUR	Dividenden	 LU0414045582	EUR	3,40%	22,53%	12,66%	8,45%	5,70%	12,44%	10.01.2011	4
Amundi STOXX Europe 600 ESG UCITS ETF - EUR (C)	ETF	 LU1681040223	EUR	2,21%	30,72%	12,03%	9,10%	8,84%	12,66%	02.04.2013	4
BlackRock - European Special Situations Fund A2 EUR		 LU0154234636	EUR	2,75%	9,02%	2,89%	1,27%	5,78%	16,87%	14.10.2002	4
Carmignac Portfolio Grande Europe A EUR acc		 LU0099161993	EUR	-4,86%	5,90%	3,82%	1,44%	7,15%	14,90%	01.07.1999	4
Clartan - Europe C		 LU1100076808	EUR	0,56%	16,30%	4,18%	3,29%	3,30%	14,50%	21.05.2003	4
Comgest Growth Europe EUR Acc		 IE0004766675	EUR	-8,53%	-3,36%	-1,97%	1,14%	6,62%	14,37%	15.05.2000	4
CT (Lux) European Select Fund 1E EUR acc		 LU1868839181	EUR	-1,54%	9,89%	5,80%	3,52%	-	15,55%	16.10.2018	4
CT (Lux) European Smaller Companies Fund 1E EUR acc		 LU1864952335	EUR	3,65%	25,54%	5,75%	0,23%	6,20%	14,85%	03.01.2006	4
DPAM B Real Estate Europe Dividend Sustainable B EUR		 BE6213829094	EUR	1,54%	16,54%	8,06%	0,28%	2,55%	17,40%	03.11.2014	4
DWS European Opportunities LD		 DE0008474156	EUR	4,70%	27,63%	10,07%	2,33%	7,86%	14,16%	11.07.1985	4
DWS Top Europe LD		 DE0009769729	EUR	4,64%	27,08%	10,78%	8,07%	7,89%	13,69%	11.10.1995	4
Fidelity Funds - European Dynamic Growth Fund A (EUR)		 LU0119124781	EUR	-3,91%	-1,65%	-1,27%	-1,09%	5,25%	13,49%	15.01.2001	4
Fidelity Funds - European Growth Y-ACC-Euro		 LU0346388373	EUR	1,07%	15,66%	11,93%	7,71%	7,56%	11,44%	17.03.2008	4
Goldman Sachs Eurozone Equity Income P Cap EUR	Dividenden	 LU0127786431	EUR	4,26%	25,95%	12,36%	10,85%	9,70%	12,67%	20.09.2002	4
H & A Aktien Small Cap EMU A		LU0100177772	EUR	3,67%	29,34%	8,68%	3,42%	7,50%	13,39%	16.04.2008	4

 Nachhaltige Investmentfonds gema Artikel 8 oder Artikel 9 EU-Offenlegungsverordnung












\* Angaben in Prozent auf EUR-Basis.

Fondsname	Thema	ISIN	Wahrung	Wertentwicklung*					Volatilitat 3 Jahre	Auflegung	SRI
				Lfd. Jahr	1 Jahr p.a.	3 Jahre p.a.	5 Jahre p.a.	10 Jahre p.a.			
<b>Aktienfonds Europa</b>											
HSBC GIF Euroland Value AD		 LU0165074740	EUR	5,39%	33,28%	16,55%	11,04%	8,66%	13,35%	07.04.2003	4
iShares Core EURO STOXX 50 - B UCITS ETF	ETF	IE00B53L3W79	EUR	2,79%	26,54%	14,48%	11,43%	10,58%	15,22%	26.01.2010	4
iShares Core FTSE 100 UCITS ETF GBP (Acc)	Grobritannien   ETF	IE00B53HP851	GBP	7,85%	38,27%	15,01%	12,82%	9,46%	11,24%	26.01.2010	4
JPM Europe Dynamic Technologies Fund A (acc) - EUR	Technologie	 LU0210532015	EUR	4,09%	21,31%	5,07%	1,80%	11,03%	19,24%	31.03.2005	5
JPM Europe Strategic Value A (acc) - EUR		 LU0210531983	EUR	7,11%	40,03%	20,62%	14,42%	9,64%	12,66%	29.11.2012	4
JPM Europe Strategic Dividend A (acc) - EUR	Dividenden	 LU0169527297	EUR	9,39%	39,09%	19,76%	13,10%	8,28%	12,49%	24.02.2005	6
Metzler European Growth A		 IE0002921868	EUR	1,04%	16,33%	3,32%	2,03%	6,06%	15,15%	02.01.1998	4
Metzler European Smaller Companies A		 IE0002921975	EUR	3,07%	20,31%	5,34%	-1,98%	4,87%	14,84%	02.01.1998	4
Jupiter European Growth L EUR Acc		 LU0260085492	EUR	6,89%	27,62%	8,11%	4,51%	7,27%	15,60%	17.08.2001	4
UBS (Lux) Equity SICAV - European Opportunity Unconstrained (EUR) P-acc		 LU0723564463	EUR	5,55%	24,47%	7,97%	4,91%	6,17%	12,00%	14.06.2012	6
Vanguard Eurozone Inflation-Linked Bond Index Fund EUR Acc	ETF	IE00B04GQR24	EUR	1,57%	3,59%	1,67%	0,61%	1,66%	5,02%	31.05.2005	3
Xtrackers MSCI Europe ESG UCITS ETF 1C	ETF	 IE00BFMNHK08	EUR	0,55%	15,10%	9,10%	7,11%	-	12,56%	08.05.2018	4
Xtrackers Stoxx Europe 600 UCITS ETF 1C EUR	ETF	LU0328475792	EUR	4,55%	29,78%	13,39%	10,01%	9,33%	12,36%	20.01.2009	4
<b>Aktienfonds Lateinamerika</b>											
Amundi Funds Latin America Equity - A USD (C)		 LU0201575346	USD	25,76%	78,60%	25,15%	14,56%	9,95%	19,54%	21.02.1994	5
Barings Latin America Fund (EUR)		IE0004851022	EUR	22,44%	63,94%	16,93%	12,90%	7,74%	18,89%	30.04.1999	5
BlackRock - Latin American Fund A2 USD		LU0072463663	USD	19,13%	58,48%	16,44%	8,35%	6,28%	23,34%	08.01.1997	5

 Nachhaltige Investmentfonds gema Artikel 8 oder Artikel 9 EU-Offenlegungsverordnung

\* Angaben in Prozent auf EUR-Basis.

**CleVesto Select ab 2026 (L-FSX-43) Fondsliste**  
**Stand 13.04.2026**

Fondsname	Thema	ISIN	Wahrung	Wertentwicklung*					Volatilitat 3 Jahre	Auflegung	SRI
				Lfd. Jahr	1 Jahr p.a.	3 Jahre p.a.	5 Jahre p.a.	10 Jahre p.a.			
<b>Aktienfonds Nordamerika</b>											
AB SICAV I - American Growth Portfolio A USD	Technologie   USA	 LU0079474960	USD	-4,62%	20,93%	16,94%	8,43%	14,29%	17,59%	06.01.1997	5
Amundi Funds US Pioneer Fund - A EUR (C)	USA	 LU1883872332	EUR	2,80%	37,35%	19,79%	11,98%	13,73%	18,09%	29.10.2001	4
BlackRock - US Basic Value Fund A2 USD	USA	LU0072461881	USD	2,39%	28,09%	13,30%	7,82%	8,67%	13,30%	08.01.1997	4
Comgest Growth America USD Acc	USA	 IE0004791160	USD	-5,78%	15,34%	14,76%	8,97%	12,86%	14,92%	10.11.2014	4
CT (Lux) American Fund 1U USD Acc	USA	 LU1868836591	USD	-0,86%	31,45%	16,73%	8,36%	-	16,22%	16.10.2018	4
CT (Lux) American Select Fund 1U USD acc	USA	 LU1868841674	USD	-1,71%	25,60%	13,76%	5,45%	-	16,80%	12.11.2018	5
Fidelity Funds - America Fund A (USD)	USA	 LU0048573561	USD	2,63%	23,37%	10,83%	7,01%	7,58%	12,26%	01.10.1990	4
Fidelity Funds - American Growth Fund A (USD)	USA	 LU0077335932	USD	-5,67%	13,60%	7,27%	3,24%	10,07%	13,07%	07.07.1997	4
iShares Core S&P 500 UCITS ETF USD Acc	USA   ETF	IE00B5BMR087	USD	-0,14%	30,70%	19,73%	11,86%	14,36%	14,80%	19.05.2010	4
iShares NASDAQ 100 UCITS ETF USD (Acc)	USA   ETF	IE00B53SZB19	USD	-0,44%	37,31%	24,75%	13,04%	19,37%	19,71%	26.01.2010	5
T. Rowe Price Funds SICAV - US Smaller Companies Equity Fund A	USA	 LU0133096635	USD	4,91%	29,28%	11,73%	3,62%	11,16%	17,58%	01.12.2004	4
Vontobel Fund - US Equity B USD	USA	 LU0035765741	USD	-8,49%	4,85%	8,85%	4,84%	10,17%	12,17%	21.11.1991	4
<b>Aktienfonds Schweiz</b>											
Fidelity Funds - Switzerland Fund A (CHF)	Schweiz	 LU0054754816	CHF	0,56%	16,32%	3,62%	0,77%	5,38%	12,80%	13.02.1995	4
<b>Aktienfonds Welt</b>											
AB International Health Care Portfolio A USD	Gesundheitswesen	 LU0058720904	USD	-3,75%	8,80%	2,88%	4,03%	8,54%	13,22%	05.07.1995	4
AB International Technology Portfolio A USD	Technologie	 LU0060230025	USD	8,74%	74,91%	33,14%	11,25%	20,98%	26,58%	03.10.1995	5

 Nachhaltige Investmentfonds gema Artikel 8 oder Artikel 9 EU-Offenlegungsverordnung












\* Angaben in Prozent auf EUR-Basis.

Fondsname	Thema	ISIN	Wahrung	Wertentwicklung*					Volatilitat	Auflegung	SRI
				Lfd. Jahr	1 Jahr p.a.	3 Jahre p.a.	5 Jahre p.a.	10 Jahre p.a.			
<b>Aktienfonds Welt</b>											
AB Concentrated Global Equity Portfolio A USD		LU1011997381	USD	-6,60%	11,27%	5,69%	-0,17%	8,25%	16,49%	23.12.2013	4
AB Low Volatility Equity Portfolio A USD		LU0861579265	USD	-2,52%	15,02%	12,47%	7,85%	8,92%	11,77%	10.12.2012	4
AB Sustainable Global Thematic Portfolio A USD		LU0069063385	USD	-2,75%	16,88%	5,98%	0,25%	8,84%	15,57%	01.12.2010	4
abrdrn - Future Minerals Fund S Acc USD	Rohstoffe divers	LU0505784297	USD	20,04%	101,98%	17,45%	11,41%	11,75%	20,73%	26.07.2010	4
ACATIS Aktien Global Fonds A		DE0009781740	EUR	0,71%	19,59%	12,82%	7,42%	10,32%	12,62%	21.05.1997	4
Allianz Global Artificial Intelligence - AT - EUR	Technologie	LU1548497699	EUR	7,99%	41,84%	21,59%	3,54%	-	23,22%	02.05.2017	5
Allianz Rohstofffonds - A - EUR	Rohstoffe divers	DE0008475096	EUR	18,38%	95,13%	18,54%	14,08%	14,38%	23,56%	25.07.1983	5
Allianz Thematica - A - EUR		LU1479563717	EUR	2,83%	19,38%	5,72%	3,01%	-	15,73%	08.12.2016	4
Amundi Funds Global Equity Responsible - A EUR (C)		LU1883318740	EUR	2,33%	19,45%	12,37%	6,95%	9,10%	11,58%	30.03.2007	4
Amundi MSCI World ESG Selection UCITS ETF ACC	ETF	IE00016PSX47	USD	-1,34%	28,93%	-	-	-	-	07.07.2023	4
apo Future Health R	Gesundheitswesen	DE000A2AQYW4	EUR	-13,16%	-9,81%	-7,85%	-10,64%	-	15,77%	01.06.2017	4
apo Medical Opportunities R	Gesundheitswesen	LU0220663669	EUR	-5,30%	16,95%	4,68%	1,24%	6,16%	15,36%	31.08.2005	4
Baillie Gifford Worldwide Positive Change Fund A EUR Acc		IE00BK5TW941	EUR	-2,38%	15,38%	4,59%	-0,93%	-	18,49%	30.09.2019	5
Barings Global Resources Fund A EUR	Rohstoffe divers	IE0004851352	EUR	22,34%	52,98%	12,39%	12,85%	8,62%	16,34%	11.03.1999	4
BlackRock - Global Long-Horizon Equity A2 USD		LU0011850046	USD	-3,70%	14,66%	8,37%	3,68%	10,13%	14,80%	29.02.1996	4
BlackRock - Sustainable Energy Fund A2 USD	Erneuerbare Energie	LU0124384867	USD	15,35%	76,25%	13,15%	6,95%	12,33%	19,23%	06.04.2001	5
BlackRock - World Energy Fund A2 USD	Energie	LU0122376428	USD	29,76%	54,84%	14,14%	20,02%	8,28%	19,21%	06.04.2001	5
BlackRock - World Gold Fund A2RF USD	Edelmetalle	LU0055631609	USD	14,75%	125,79%	45,50%	22,99%	15,21%	32,79%	30.12.1994	5

 Nachhaltige Investmentfonds gema Artikel 8 oder Artikel 9 EU-Offenlegungsverordnung


















\* Angaben in Prozent auf EUR-Basis.

**CleVesto Select ab 2026 (L-FSX-43) Fondsliste**  
**Stand 13.04.2026**

Fondsname	Thema	ISIN	Wahrung	Wertentwicklung*					Volatilitat	Auflegung	SRI
				Lfd. Jahr	1 Jahr p.a.	3 Jahre p.a.	5 Jahre p.a.	10 Jahre p.a.			
<b>Aktienfonds Welt</b>											
BlackRock - World Healthscience Fund A2 EUR	Gesundheitswesen	 LU0171307068	EUR	-3,44%	6,50%	1,59%	4,26%	7,87%	13,70%	06.04.2001	4
BlackRock - World Technology Fund A2 EUR	Technologie	 LU0171310443	EUR	4,39%	40,76%	25,07%	8,36%	20,75%	24,29%	11.07.2005	5
BlackRock - World Mining Fund A2 USD	Rohstoffe divers	LU0075056555	USD	19,86%	105,66%	21,45%	13,49%	16,89%	25,97%	09.04.1997	5
Capital Group New Perspective Fund (LUX) B EUR		 LU1295551144	EUR	-0,58%	22,94%	12,79%	6,73%	11,24%	14,62%	30.10.2015	4
Carmignac Emergents A EUR acc	Welt	 FR0010149302	EUR	9,70%	50,41%	14,68%	2,56%	7,94%	15,85%	03.02.1997	4
Carmignac Investissement A EUR Acc	Vermögensverwaltend	 FR0010148981	EUR	0,32%	34,96%	18,40%	6,77%	9,17%	13,60%	26.01.1989	4
Carmignac Portfolio Grandchildren A EUR Acc	Vermögensverwaltend	 LU1966631001	EUR	-5,63%	4,05%	6,35%	3,93%	-	12,98%	31.05.2019	4
Comgest Growth Global EUR R Acc		 IE00BD5HXK71	EUR	-5,23%	6,69%	7,29%	3,20%	8,71%	12,25%	21.01.2014	4
CT (Lux) Global Focus Fund AE EUR acc		 LU0757431068	EUR	3,19%	22,66%	14,84%	8,59%	12,73%	14,58%	02.07.2012	4
CT (Lux) Global Select Fund 1U USD acc		 LU1864957219	USD	-0,77%	23,09%	15,49%	5,74%	10,63%	13,88%	30.03.1998	4
CT (Lux) Global Smaller Companies Fund AE EUR acc		 LU0570870567	EUR	7,54%	18,48%	2,35%	-2,31%	8,12%	16,03%	03.03.2011	4
Dimensional Emerging Markets Core Equity Lower Carbon ESG Screened Fund EUR Acc	Welt   Dimensional	 IE00BLCGQT35	EUR	8,11%	39,53%	13,71%	-	-	13,83%	07.12.2021	4
Dimensional Funds Emerging Markets Value Fund EUR Acc	Welt   Dimensional	IE00B0HCGV10	EUR	10,85%	43,92%	16,33%	10,06%	9,44%	12,81%	10.10.2005	4
Dimensional Global Core Equity Fund EUR Acc	Dimensional	IE00B2PC0260	EUR	4,16%	28,50%	14,52%	9,94%	11,25%	13,96%	03.09.2008	4
Dimensional Global Small Companies Fund EUR Acc	Dimensional	IE00B67WB637	EUR	5,15%	29,59%	11,41%	6,34%	9,00%	15,84%	19.04.2011	4
Dimensional Global Targeted Value Fund EUR Acc	Dimensional	IE00B2PC0716	EUR	5,64%	32,31%	13,00%	8,85%	9,48%	15,95%	12.05.2008	4
Dimensional World Equity EUR Acc	Dimensional	IE00B4MJ5D07	EUR	5,67%	31,13%	14,20%	9,37%	10,49%	13,55%	06.01.2012	4













 Nachhaltige Investmentfonds gema Artikel 8 oder Artikel 9 EU-Offenlegungsverordnung

\* Angaben in Prozent auf EUR-Basis.

Fondsname	Thema	ISIN	Wahrung	Wertentwicklung*					Volatilitat 3 Jahre	Auflegung	SRI
				Lfd. Jahr	1 Jahr p.a.	3 Jahre p.a.	5 Jahre p.a.	10 Jahre p.a.			
<b>Aktienfonds Welt</b>											
Dimensional Global Core Equity Lower Carbon ESG Screened Fund EUR Acc	Dimensional	 IE00B7T1D258	EUR	0,94%	24,55%	14,27%	9,23%	11,47%	14,54%	26.06.2013	4
DJE - Dividende & Substanz P (EUR)	Dividenden   Vermogensverwaltend	 LU0159550150	EUR	3,92%	27,03%	11,43%	6,20%	7,09%	11,13%	27.01.2003	3
DNB Fund - Technology Fund A acc (EUR)	Technologie	 LU0302296495	EUR	-4,25%	32,69%	22,16%	13,53%	18,07%	16,06%	16.08.2007	4
DPAM B Equities World Sustainable A EUR		 BE0058651630	EUR	-4,00%	12,10%	7,39%	3,84%	9,74%	14,90%	09.04.2009	4
DWS Concept DJE Globale Aktien LC		 DE0009777003	EUR	5,05%	24,14%	14,39%	7,58%	10,16%	12,01%	03.07.1995	4
DWS ESG Akkumula TFC		 DE000DWS2L90	EUR	2,24%	24,02%	15,66%	10,36%	-	12,98%	02.01.2017	4
DWS Global Materials and Energy	Rohstoffe divers	 DE0008474123	EUR	19,09%	44,55%	9,38%	12,89%	8,96%	15,54%	31.03.1983	4
DWS Invest Global Agribusiness LC		 LU0273158872	EUR	12,00%	12,27%	-1,74%	0,99%	4,85%	11,43%	20.11.2006	4
DWS Invest Global Infrastructure LC	Infrastruktur	 LU0329760770	EUR	12,65%	16,13%	8,22%	7,82%	6,60%	12,38%	14.01.2008	4
DWS SDG Global Equities LD	Umwelttechnologie	 DE0005152466	EUR	4,16%	22,58%	9,74%	5,08%	8,32%	12,24%	27.02.2006	4
DWS Top Dividende LD	Dividenden	 DE0009848119	EUR	11,45%	26,89%	11,67%	9,65%	7,14%	9,23%	28.04.2003	3
DWS Vermogensbildungsfonds I TFC		 DE000DWS2NM1	EUR	3,73%	26,34%	16,10%	10,86%	-	13,13%	30.06.2017	4
DWS WellCare NC	Gesundheitswesen	 DE0009769851	EUR	-8,66%	-3,23%	-4,57%	-0,70%	3,91%	12,39%	10.11.1997	4
FFPB Dividenden Select	Dividenden	LU0775212839	EUR	3,77%	25,81%	12,19%	5,48%	6,16%	9,42%	29.10.2012	3
Fidelity Funds - EMEA Fund A Acc (USD)	Welt	LU0303823156	USD	8,60%	52,24%	25,80%	0,86%	4,85%	16,22%	11.06.2007	5
Fidelity Funds - Global Demographics Fund A-ACC-USD		 LU0528227936	USD	-1,19%	25,38%	9,12%	3,16%	8,52%	14,99%	14.03.2012	4
Fidelity Funds - Global Dividend Fund A QIncome (EUR)	Dividenden	 LU0731782404	EUR	4,82%	18,22%	12,13%	8,51%	8,40%	9,66%	30.01.2012	3
Fidelity Funds - Global Dividend Plus Fund A-Euro		 LU0099575291	EUR	1,41%	17,94%	11,91%	7,51%	3,83%	9,94%	01.09.1999	3
Fidelity Funds - Global Financial Services Fund A (EUR)		 LU0114722498	EUR	-5,10%	12,13%	15,86%	9,17%	10,01%	14,47%	31.08.2000	4
















 Nachhaltige Investmentfonds gema Artikel 8 oder Artikel 9 EU-Offenlegungsverordnung

\* Angaben in Prozent auf EUR-Basis.

Fondsname	Thema	ISIN	Wahrung	Wertentwicklung*					Volatilitat 3 Jahre	Auflegung	SRI
				Lfd. Jahr	1 Jahr p.a.	3 Jahre p.a.	5 Jahre p.a.	10 Jahre p.a.			
<b>Aktienfonds Welt</b>											
Fidelity Funds - Global Industrials Fund A (EUR)		LU0114722902	EUR	14,67%	39,55%	16,06%	14,35%	12,09%	14,04%	31.08.2000	4
Fidelity Funds - Global Technology Fund Y-ACC-Euro	Technologie	 LU0346389348	EUR	-1,00%	34,67%	19,02%	12,25%	20,55%	16,45%	17.03.2008	4
First Sentier Global Listed Infrastructure Fund I EUR Acc	Infrastruktur	 IE00BYSJTY39	EUR	11,86%	19,36%	8,04%	7,40%	6,87%	11,74%	22.02.2016	4
Flossbach von Storch - Dividend - R		 LU0831568729	EUR	-4,97%	6,81%	3,89%	3,93%	6,48%	10,19%	02.10.2012	4
FMM-Fonds P EUR		 DE0008478116	EUR	6,81%	26,81%	12,34%	8,88%	7,36%	7,38%	17.08.1987	3
Franklin Mutual Global Discovery Fund A (Ydis) EUR		 LU0260862726	EUR	0,60%	18,46%	9,06%	7,98%	6,94%	12,47%	01.09.2006	4
Franklin Sustainable Global Growth Fund A (acc) EUR		 LU0390134954	EUR	-8,87%	3,62%	0,43%	-2,00%	4,01%	17,19%	14.10.2008	4
Franklin Technology Fund A (acc) USD	Technologie	 LU0109392836	USD	-0,61%	43,76%	25,03%	7,71%	18,56%	24,72%	03.04.2000	5
GAMAX Funds Junior A	Spezialthema   Konsum	LU0073103748	EUR	-3,73%	4,18%	4,45%	0,51%	5,71%	11,80%	03.02.1997	4
Goldman Sachs Emerging Markets Equity Income P Cap EUR	Dividenden   Welt	 LU0300631982	EUR	16,25%	51,76%	18,95%	5,92%	7,79%	13,92%	11.06.2007	4
HSBC GIF Global Equity Sustainable Healthcare AC	Gesundheitswesen	 LU2324357040	USD	-7,65%	14,36%	6,93%	-	-	15,36%	29.07.2021	4
HSBC GIF Global Infrastructure Equity AC	Infrastruktur	 LU2449327464	USD	14,43%	28,69%	13,03%	-	-	13,32%	06.04.2022	4
HSBC GIF BRIC Markets Equity AD	BRIC	LU0254982241	USD	2,58%	30,23%	9,73%	-2,18%	5,34%	15,93%	27.06.2006	5
HSBC GIF Global Equity Climate Change AC	Spezialthema   Umwelttechnologie	 LU0323239441	USD	7,15%	26,23%	7,98%	0,23%	7,62%	15,67%	09.11.2007	4
HSBC GIF Global Sustainable Long Term Dividend AC USD acc	Dividenden	 LU1236619661	USD	-6,11%	2,93%	6,03%	2,95%	7,00%	12,69%	27.07.2015	4
iShares Core MSCI EM IMI UCITS ETF USD	Welt   ETF	IE00BKM4GZ66	USD	10,37%	52,58%	18,84%	5,94%	9,15%	15,48%	30.05.2014	4
iShares Core MSCI World UCITS ETF USD	ETF	IE00B4L5Y983	USD	1,37%	32,53%	18,77%	10,66%	12,53%	12,66%	25.09.2009	4
iShares MSCI World Islamic UCITS ETF USD	Spezialthema   ETF	IE00B27YCN58	USD	4,24%	37,50%	14,07%	9,99%	10,49%	13,18%	01.10.2012	4

 Nachhaltige Investmentfonds gema Artikel 8 oder Artikel 9 EU-Offenlegungsverordnung

















\* Angaben in Prozent auf EUR-Basis.

Fondsname	Thema	ISIN	Wahrung	Wertentwicklung*					Volatilitat 3 Jahre	Auflegung	SRI
				Lfd. Jahr	1 Jahr p.a.	3 Jahre p.a.	5 Jahre p.a.	10 Jahre p.a.			
<b>Aktienfonds Welt</b>											
Janus Henderson Global Life Sciences Fund A2 USD	Gesundheitswesen	 IE0009355771	USD	-2,58%	29,84%	8,62%	5,88%	9,19%	14,85%	01.03.2013	4
JPM Emerging Markets Equity A (acc) - USD	Welt	 LU0210529656	USD	13,15%	61,81%	16,77%	1,84%	9,32%	16,99%	29.03.2005	4
JPM Global Focus A (dist) - EUR		 LU0168341575	EUR	-0,49%	15,85%	12,15%	9,14%	11,46%	13,86%	23.05.2003	4
JPM Global Research Enhanced Index Equity Active UCITS ETF USD (acc)	ETF	IE00BF4G6Y48	USD	1,59%	31,86%	18,64%	11,03%	-	12,45%	10.10.2018	4
JPM Emerging Markets Small Cap A (perf) (acc) - USD	Welt	 LU0318931358	USD	9,64%	37,16%	10,65%	2,88%	7,35%	13,70%	10.02.2011	4
JPM Global Natural Resources A (acc) - EUR	Rohstoffe divers	LU0208853274	EUR	23,58%	74,25%	17,15%	17,23%	14,25%	18,62%	21.12.2004	5
JPM Global Dividend A (acc) EUR	Dividenden	 LU0329202252	EUR	2,51%	18,36%	9,14%	8,75%	10,12%	12,11%	01.09.2011	4
JSS Sustainable Equity - Global Climate 2035 P EUR dist		 LU0097427784	EUR	1,18%	17,72%	9,64%	5,22%	7,78%	13,67%	01.06.1999	4
JSS Sustainable Equity - Global Thematic P EUR dist		 LU0229773345	EUR	-0,87%	13,07%	5,50%	0,93%	7,51%	13,52%	30.09.2005	4
M&G (Lux) Global Dividend Fund EUR A acc	Dividenden	 LU1670710075	EUR	4,06%	22,40%	11,40%	9,16%	10,14%	12,91%	18.07.2008	4
M&G (Lux) Global Themes Fund EUR A Acc	Konsum	 LU1670628491	EUR	4,36%	23,67%	8,95%	6,64%	-	13,26%	18.03.2019	4
MainFirst - Global Equities Unconstrained Fund (A)		 LU1856130205	EUR	-0,42%	41,58%	21,46%	9,19%	-	18,90%	25.10.2018	5
Morgan Stanley INVF Global Opportunity Fund (USD) A		 LU0552385295	USD	-6,90%	9,90%	18,58%	1,89%	12,89%	19,88%	30.11.2010	5
Nordea 1 - Global Climate and Environment Fund BP-EUR		 LU0348926287	EUR	9,18%	25,17%	8,64%	5,94%	11,70%	14,46%	13.03.2008	4
Nordea 1 - Global Real Estate Fund BP-EUR	Spezialthema	 LU0705259769	EUR	6,56%	12,81%	5,59%	2,46%	4,21%	15,00%	15.11.2011	4
Pictet - Biotech-P EUR	Biotechnologie	 LU0255977455	EUR	3,27%	83,32%	19,07%	7,62%	8,02%	24,03%	14.06.2006	5
Pictet - Global Megatrend Selection - P EUR		 LU0386882277	EUR	-3,98%	11,40%	6,14%	1,18%	7,33%	14,89%	31.10.2008	4

 Nachhaltige Investmentfonds gema Artikel 8 oder Artikel 9 EU-Offenlegungsverordnung

\* Angaben in Prozent auf EUR-Basis.









**CleVesto Select ab 2026 (L-FSX-43) Fondsliste**  
**Stand 13.04.2026**

Fondsname	Thema	ISIN	Wahrung	Wertentwicklung*					Volatilitat 3 Jahre	Auflegung	SRI
				Lfd. Jahr	1 Jahr p.a.	3 Jahre p.a.	5 Jahre p.a.	10 Jahre p.a.			
<b>Aktienfonds Welt</b>											
Pictet - Longevity P USD	Gesundheitswesen	 LU0188501257	USD	-20,99%	-15,55%	-5,67%	-5,20%	1,37%	15,01%	30.06.2004	4
Pictet - Robotics - P EUR	Technologie	 LU1279334210	EUR	-8,38%	30,41%	16,79%	6,85%	15,64%	23,33%	07.10.2015	5
Pictet - Security-P EUR		 LU0270904781	EUR	-5,75%	2,47%	6,37%	0,55%	6,93%	19,33%	31.10.2006	4
Pictet - Timber - P EUR	Holz	 LU0340559557	EUR	-0,01%	-3,41%	-2,45%	-3,09%	4,70%	15,96%	29.09.2008	4
Pictet - Water-I EUR	Wasser   Versorger	 LU0104884605	EUR	0,74%	8,70%	6,25%	4,81%	8,64%	13,75%	19.01.2000	4
PRIMA – Nachhaltige Rendite A		 LU0254565053	EUR	-3,89%	5,53%	-2,54%	-3,05%	4,23%	11,61%	31.07.2006	4
Robeco Emerging Stars Equities D EUR	Welt	 LU0254836850	EUR	11,71%	60,47%	19,63%	8,27%	9,64%	16,23%	02.11.2006	4
Robeco Global Stars Equities D EUR		 LU0387754996	EUR	-0,59%	18,76%	13,29%	8,56%	11,74%	13,72%	10.11.2008	4
Robeco Smart Materials D EUR	Rohstoffe divers	 LU2145463613	EUR	33,19%	92,91%	15,64%	6,89%	11,16%	20,42%	02.11.2010	4
Sauren Responsible Growth A	Vermögensverwaltend	 LU0115579376	EUR	2,09%	25,87%	9,13%	2,98%	7,94%	9,26%	28.09.2001	3
Schroder ISF Global Energy A Acc	Energie	LU0256331488	USD	36,02%	76,22%	20,05%	22,86%	8,17%	20,43%	21.03.2014	5
Schroder ISF Global Sustainable Growth USD A Acc		 LU0557290698	USD	-1,74%	21,89%	12,00%	6,61%	12,19%	15,76%	23.11.2010	4
Sparinvest SICAV - Global Value EUR R		 LU0138501191	EUR	7,14%	35,67%	14,82%	10,76%	10,55%	13,05%	14.12.2001	4
State Street SPDR MSCI All Country World Investable Market UCITS ETF (Acc)	ETF	IE00B3YLYT66	USD	2,91%	35,92%	18,35%	9,64%	11,75%	12,06%	01.06.2011	4
Swisscanto (LU) Equity Fund Sustainable AT		 LU0136171559	EUR	4,37%	29,75%	15,02%	9,02%	12,20%	14,45%	03.12.2001	4
TBF Smart Power EUR R	Umwelttechnologie	 DE000A0RHH8	EUR	23,73%	89,49%	26,49%	17,53%	12,94%	18,98%	07.12.2009	4
Templeton Global Smaller Companies Fund A (acc) USD		LU0128526141	USD	0,90%	20,99%	6,14%	-0,64%	5,41%	14,86%	14.05.2001	4
Templeton Growth (Euro) Fund A (acc) EUR		 LU0114760746	EUR	0,00%	23,61%	8,84%	5,64%	5,56%	13,68%	09.08.2000	4
terrAssisi Aktien I AMI I (a)	Spezialthema	 DE000A2DVTE6	EUR	-2,14%	9,27%	10,11%	8,29%	-	11,51%	01.03.2018	4
The Digital Leaders Fund R	Technologie	DE000A2H7N24	EUR	-6,58%	28,53%	17,50%	1,99%	-	23,36%	15.03.2018	3

 Nachhaltige Investmentfonds gema Artikel 8 oder Artikel 9 EU-Offenlegungsverordnung







\* Angaben in Prozent auf EUR-Basis.

**CleVesto Select ab 2026 (L-FSX-43) Fondsliste**  
**Stand 13.04.2026**

Fondsname	Thema	ISIN	Wahrung	Wertentwicklung*					Volatilitat 3 Jahre	Auflegung	SRI
				Lfd. Jahr	1 Jahr p.a.	3 Jahre p.a.	5 Jahre p.a.	10 Jahre p.a.			
<b>Aktienfonds Welt</b>											
UBS ETF - MSCI World Socially Responsible UCITS ETF (USD) A-acc	ETF	 LU0950674332	USD	-1,86%	22,95%	14,97%	7,95%	-	13,72%	14.02.2018	4
Credit Suisse (Lux) Infrastructure Equity Fund B USD	Infrastruktur	 LU1692116392	USD	14,16%	26,34%	12,43%	5,77%	-	11,53%	15.12.2017	4
UBS ETF (Lux) - MSCI Emerging Markets Socially Responsible UCITS ETF (USD) A-acc	Welt   ETF	 LU1048313974	USD	10,57%	58,73%	20,39%	6,44%	-	16,68%	11.06.2019	4
Macquarie ValueInvest LUX Global A Thesaurierend		 LU0135991064	EUR	-10,57%	-6,83%	-4,41%	-0,85%	2,65%	10,64%	05.10.2001	3
VanEck Morningstar Developed Markets Dividend Leaders UCITS ETF	Dividenden   ETF	NL0011683594	EUR	9,67%	40,13%	20,14%	17,90%	-	10,15%	20.05.2016	4
VanEck World Equal Weight Screened UCITS ETF	ETF	NL0010408704	EUR	3,64%	28,54%	14,92%	9,90%	11,42%	11,05%	06.05.2013	4
Vanguard FTSE All-World High Dividend Yield UCITS ETF	Dividenden   ETF	IE00B8GKDB10	USD	8,00%	38,00%	17,52%	10,74%	9,89%	10,09%	21.05.2013	3
Vanguard FTSE All-World UCITS ETF USD Acc	ETF	IE00BK5BQT80	USD	2,44%	34,56%	18,79%	10,00%	-	11,82%	23.07.2019	4
Vontobel Fund - Global Environmental Change B-EUR	Umwelttechnologie	 LU0384405600	EUR	13,09%	40,73%	11,99%	6,91%	10,65%	14,05%	17.11.2008	4
Vontobel Fund - Global Equity Income B-USD		 LU0129603360	USD	5,68%	27,22%	11,75%	7,06%	6,30%	9,94%	12.06.2001	3
Wagner & Florack Unternehmerfonds P	Vermögensverwaltend	 DE000A2H9BB2	EUR	-6,78%	-3,08%	1,34%	2,04%	-	10,30%	06.12.2018	4
Warburg Value Fund A		LU0208289198	EUR	6,41%	21,94%	16,07%	10,02%	9,22%	10,84%	23.12.2004	4
Xtrackers MSCI World ex USA UCITS ETF 1C	ETF	IE0006VWV1TQ4	USD	5,98%	37,80%	-	-	-	-	06.03.2024	4
Xtrackers MSCI World Information Technology UCITS ETF 1C	Technologie   ETF	IE00BM67HT60	USD	-2,68%	43,72%	26,89%	15,13%	21,34%	22,47%	09.03.2016	5
Xtrackers MSCI World Quality UCITS ETF 1C	ETF	IE00BL25JL35	USD	2,43%	27,43%	17,37%	9,83%	12,31%	12,51%	11.09.2014	4
ÖkoWorld Growing Markets 2.0 C EUR	Welt	 LU0800346016	EUR	18,98%	46,54%	11,84%	2,99%	8,77%	16,26%	17.09.2012	4

 Nachhaltige Investmentfonds gemäß Artikel 8 oder Artikel 9 EU-Offenlegungsverordnung



















\* Angaben in Prozent auf EUR-Basis.

Fondsname	Thema	ISIN	Wahrung	Wertentwicklung*					Volatilitat 3 Jahre	Auflegung	SRI
				Lfd. Jahr	1 Jahr p.a.	3 Jahre p.a.	5 Jahre p.a.	10 Jahre p.a.			
<b>Aktienfonds Weitere Regionen</b>											
HSBC GIF Turkey Equity AC	Turkei   Osteuropa	LU0213961682	EUR	13,32%	4,83%	9,55%	24,37%	8,90%	28,27%	13.04.2005	6
Nordea 1 - Nordic Equity Fund BP-EUR		LU0064675639	EUR	-1,23%	10,74%	3,50%	2,34%	7,12%	13,23%	04.05.1992	4
<b>Alternative Investments Welt</b>											
ARERO - Der Weltfonds	Spezialthema   Rohstoffe divers   ETF	LU0360863863	EUR	5,42%	21,69%	10,85%	6,65%	7,45%	8,24%	20.10.2008	3
HANSAGold EUR-Klasse A hedged	Edelmetalle	DE000A0RHG75	EUR	6,99%	58,18%	25,94%	14,88%	9,06%	18,06%	05.08.2009	4
<b>Anlagestrategien Welt</b>											
BlueLane	Vermogensverwaltend	-	EUR	-0,52%	22,92%	6,59%	1,66%	5,27%	9,30%	01.10.2008	-
MainLane	Vermogensverwaltend	-	EUR	-0,88%	18,23%	7,99%	4,05%	5,80%	10,18%	01.07.2003	-
SafeLane	Vermogensverwaltend	-	EUR	-0,51%	6,46%	3,26%	-0,46%	0,59%	3,69%	01.07.2003	-
SevenLane	Vermogensverwaltend	-	EUR	-1,24%	18,09%	7,16%	1,02%	4,63%	9,29%	01.10.2008	-
SpeedLane	Vermogensverwaltend	-	EUR	0,07%	25,96%	9,74%	4,80%	7,51%	10,81%	01.07.2003	-
<b>Mischfonds/Multi-Asset-Fonds Asien/Pazifik</b>											
Allianz Oriental Income - A - USD	Asien	LU0348783233	USD	18,52%	71,86%	19,57%	7,13%	13,34%	20,71%	30.09.2008	5
<b>Mischfonds/Multi-Asset-Fonds Europa</b>											
Allianz Flexi Rentenfonds - A - EUR		DE0008471921	EUR	-0,26%	5,11%	3,73%	0,68%	1,63%	5,64%	05.06.1991	3
Carmignac Portfolio Patrimoine Europe A EUR Acc		LU1932476879	EUR	-1,78%	1,43%	3,72%	0,61%	-	5,17%	31.12.2018	4
DJE - Europa PA (EUR)	Vermogensverwaltend 	LU0159548683	EUR	6,67%	30,59%	8,21%	3,98%	5,85%	12,53%	27.01.2003	4
DNCA Invest - EUROSE A		LU0284394235	EUR	1,21%	8,62%	5,66%	3,96%	3,00%	3,40%	28.09.2007	2
Kapital Plus - A - EUR		DE0008476250	EUR	1,00%	5,63%	2,58%	-0,29%	1,73%	6,31%	02.05.1994	3

 Nachhaltige Investmentfonds gema Artikel 8 oder Artikel 9 EU-Offenlegungsverordnung













\* Angaben in Prozent auf EUR-Basis.

**CleVesto Select ab 2026 (L-FSX-43) Fondsliste**  
**Stand 13.04.2026**

Fondsname	Thema	ISIN	Wahrung	Wertentwicklung*					Volatilitat 3 Jahre	Auflegung	SRI
				Lfd. Jahr	1 Jahr p.a.	3 Jahre p.a.	5 Jahre p.a.	10 Jahre p.a.			
<b>Mischfonds/Multi-Asset-Fonds Welt</b>											
AB Emerging Markets Multi-Asset Portfolio  USD	Welt	 LU0633140560	USD	11,80%	43,94%	19,50%	5,83%	7,00%	12,47%	01.06.2011	4
Allianz Dynamic Multi Asset Strategy SRI 75 - A - EUR		 LU1089088311	EUR	4,81%	30,36%	15,12%	9,15%	9,61%	11,69%	01.04.2011	4
Amundi Ethik Plus - A (C)		 DE0009792002	EUR	-0,56%	10,14%	6,11%	2,90%	3,31%	7,81%	22.10.1998	3
antea - R		 DE000ANTE1A3	EUR	1,16%	10,75%	7,57%	5,29%	5,22%	5,91%	25.10.2007	3
apo Medical Balance R	Gesundheitswesen	 DE000A117YJ3	EUR	-1,61%	1,92%	-0,96%	-3,07%	1,35%	7,03%	23.02.2015	3
Arabesque SICAV - Global ESG Flexible Allocation R EUR		 LU1164757400	EUR	0,41%	13,86%	9,64%	6,83%	7,33%	11,07%	21.01.2015	4
Assenagon I - Multi Asset Conservative (P)		 LU1297482736	EUR	2,45%	16,71%	9,93%	4,98%	5,03%	4,16%	16.11.2015	2
BlackRock - Global Allocation Fund Hedged A2 EUR		LU0212925753	EUR	0,06%	19,41%	9,25%	2,10%	4,44%	9,93%	22.04.2005	3
BlackRock Managed Index Portfolios - Growth A2RF EUR	ETF	 LU1241524880	EUR	1,21%	24,13%	12,39%	5,82%	7,14%	12,09%	03.06.2015	4
BlackRock Managed Index Portfolios - Moderate A2 EUR	ETF	 LU1241524708	EUR	0,75%	14,90%	8,49%	3,74%	4,38%	7,46%	03.06.2015	3
Carmignac Patrimoine A EUR Acc	Vermogensverwaltend	 FR0010135103	EUR	1,54%	14,33%	7,25%	1,87%	2,65%	5,79%	06.11.1989	3
Carmignac Portfolio Emerging Patrimoine A EUR acc	Welt	 LU0592698954	EUR	5,92%	25,09%	8,08%	2,65%	5,20%	7,12%	20.04.2011	3
Clartan - Patrimoine C	Vermogensverwaltend	 LU1100077442	EUR	0,02%	3,44%	3,50%	1,80%	1,19%	1,92%	07.06.1991	2
Clartan - Valeurs C	Vermogensverwaltend	 LU1100076550	EUR	3,62%	31,97%	15,68%	10,16%	8,17%	14,04%	07.06.1991	4
Clartan - Evolution C	Vermogensverwaltend	 LU1100077103	EUR	2,00%	9,69%	6,88%	3,84%	3,39%	6,46%	20.12.2012	3
DJE - Zins & Dividende - PA (EUR)	Dividenden   Vermogensverwaltend	 LU0553164731	EUR	2,05%	13,41%	7,11%	3,84%	4,51%	6,34%	10.02.2011	3
DJE Gold & Stabilitatsfonds PA CHF	Vermogensverwaltend   Edelmetalle	 LU0323357649	CHF	4,13%	20,95%	10,79%	4,32%	4,19%	9,34%	01.04.2008	3
DUI Wertefinder R		 DE000A2PMX85	EUR	1,18%	26,46%	3,58%	2,31%	-	9,66%	22.11.2019	3
DWS Concept Kaldemorgen LC		 LU0599946893	EUR	1,10%	9,32%	4,50%	3,26%	3,88%	5,36%	02.05.2011	3

 Nachhaltige Investmentfonds gema Artikel 8 oder Artikel 9 EU-Offenlegungsverordnung

















\* Angaben in Prozent auf EUR-Basis.

Fondsname	Thema	ISIN	Wahrung	Wertentwicklung*					Volatilitat 3 Jahre	Auflegung	SRI
				Lfd. Jahr	1 Jahr p.a.	3 Jahre p.a.	5 Jahre p.a.	10 Jahre p.a.			
<b>Mischfonds/Multi-Asset-Fonds Welt</b>											
EFD 21 Alpha Global Invest E		DE000A3D7518	EUR	-2,82%	25,53%	-	-	-	-	14.12.2023	4
Ethna-AKTIV (A)	Vermögensverwaltend	 LU0136412771	EUR	0,38%	13,73%	6,99%	3,71%	2,91%	6,78%	15.02.2002	3
Ethna-DEFENSIV (T)	Vermögensverwaltend	 LU0279509144	EUR	-0,83%	2,13%	3,75%	1,85%	1,54%	3,34%	02.04.2007	2
FFPB Global Flex		DE000A2P45D3	EUR	2,28%	16,55%	8,25%	4,45%	-	4,99%	16.11.2020	4
FFPB MultiTrend Doppelplus		LU0317844685	EUR	4,26%	23,89%	8,79%	2,50%	4,24%	7,04%	15.11.2007	3
FFPB MultiTrend Flex		LU1651191345	EUR	3,32%	23,00%	7,92%	3,87%	-	6,02%	16.11.2017	3
FFPB MultiTrend Plus		LU0317844768	EUR	2,39%	16,19%	8,03%	3,51%	3,24%	4,63%	15.11.2007	3
Flossbach von Storch - Foundation Growth - RT	Vermögensverwaltend	 LU2243567653	EUR	-4,01%	5,91%	6,99%	4,17%	-	6,71%	05.01.2021	3
Flossbach von Storch - Multi Asset - Balanced - R	Vermögensverwaltend	 LU0323578145	EUR	-3,09%	5,03%	5,91%	2,52%	3,40%	5,23%	23.10.2007	3
Flossbach von Storch - Multi Asset - Defensive - R	Vermögensverwaltend	 LU0323577923	EUR	-1,85%	4,12%	4,81%	1,85%	2,07%	3,70%	23.10.2007	2
Flossbach von Storch - Multi Asset - Growth - R	Vermögensverwaltend	 LU0323578491	EUR	-4,30%	5,81%	6,96%	3,22%	4,52%	6,79%	23.10.2007	3
Flossbach von Storch SICAV - Multiple Opportunities - I	Vermögensverwaltend	 LU0945408952	EUR	-3,53%	4,96%	5,22%	2,73%	5,10%	6,73%	23.10.2007	3
Flossbach von Storch - Multiple Opportunities - R	Vermögensverwaltend	 LU0323578657	EUR	-3,74%	4,27%	4,54%	2,04%	4,40%	6,78%	23.10.2007	3
Frankfurter Aktienfonds für Stiftungen T		 DE000A0M8HD2	EUR	-4,29%	12,18%	5,59%	1,58%	2,77%	10,06%	15.01.2008	3
Franklin Global Fundamental Strategies Fund A acc EUR		LU0316494805	EUR	-0,58%	17,62%	8,51%	3,81%	3,84%	11,86%	25.10.2007	3
FU Fonds - Multi Asset Fonds P	Vermögensverwaltend	 LU0368998240	EUR	5,69%	18,84%	12,20%	5,02%	7,54%	14,32%	02.10.2008	4
GreenStars Opportunities EUR R01 VTIA		 AT0000A1YH23	EUR	-2,47%	13,53%	9,59%	4,82%	-	11,46%	28.12.2017	3
Invesco Balanced-Risk Allocation Fund A thes.		LU0432616737	EUR	11,26%	22,36%	6,21%	1,37%	3,27%	7,26%	01.09.2009	3
JPM Global Income A (acc) - EUR		 LU0740858229	EUR	2,38%	15,83%	6,92%	2,42%	3,26%	6,62%	01.03.2012	3
M & W Capital	Vermögensverwaltend	LU0126525004	EUR	6,49%	112,58%	32,44%	15,94%	15,80%	27,60%	01.08.2001	5

 Nachhaltige Investmentfonds gemäß Artikel 8 oder Artikel 9 EU-Offenlegungsverordnung









\* Angaben in Prozent auf EUR-Basis.

**CleVesto Select ab 2026 (L-FSX-43) Fondsliste**  
**Stand 13.04.2026**

Fondsname	Thema	ISIN	Wahrung	Wertentwicklung*					Volatilitat 3 Jahre	Auflegung	SRI
				Lfd. Jahr	1 Jahr p.a.	3 Jahre p.a.	5 Jahre p.a.	10 Jahre p.a.			
<b>Mischfonds/Multi-Asset-Fonds Welt</b>											
M & W Privat	Vermögensverwaltend	LU0275832706	EUR	7,42%	76,01%	29,76%	19,31%	13,05%	20,80%	01.12.2006	5
M&G (Lux) Optimal Income Fund EUR A acc	Vermögensverwaltend	 LU1670724373	EUR	-0,31%	3,47%	3,37%	0,04%	1,56%	5,40%	20.04.2007	3
MainFirst - Absolute Return Multi Asset (A)	Vermögensverwaltend	 LU0864714000	EUR	-0,56%	23,93%	11,35%	4,11%	4,92%	8,41%	29.04.2013	3
Multiflex SICAV - Lansdowne Endowment Fund A-EUR	Vermögensverwaltend	LU1946059513	EUR	2,39%	13,93%	7,11%	-	-	5,41%	12.10.2021	3
ODDO BHF Polaris Flexible DRW-EUR		 LU0319572730	EUR	-2,40%	4,09%	3,00%	1,11%	3,66%	8,05%	10.10.2007	3
Phaidros Funds Balanced H	Vermögensverwaltend	 LU1984479276	EUR	-4,96%	3,53%	5,58%	1,41%	-	8,54%	11.06.2019	3
Rothschild R-co Valor C EUR	Vermögensverwaltend	 FR0011253624	EUR	-2,51%	20,99%	11,74%	7,01%	9,84%	10,99%	08.04.1994	6
Raiffeisen-Nachhaltigkeit-Mix R		 AT0000785381	EUR	-1,13%	8,13%	4,51%	1,57%	4,00%	6,89%	26.05.1999	3
Sarasin-FairInvest-Universal-Fonds A		 DE000A0MQR01	EUR	0,18%	6,00%	3,59%	-0,23%	0,81%	5,02%	15.05.2007	3
Sauren Responsible Balanced A	Vermögensverwaltend	 LU0313462318	EUR	2,01%	15,52%	7,66%	3,61%	4,47%	4,34%	18.02.2008	2
Schroder ISF Global Multi-Asset Income USD A Acc		 LU0757359368	USD	1,58%	18,08%	9,72%	4,14%	4,24%	5,45%	18.04.2012	3
Swisscanto (LU) Portfolio Fund Committed Balance (CHF) AT		 LU0161534606	CHF	0,57%	11,55%	4,76%	0,55%	2,55%	6,31%	31.12.1996	3
Swisscanto (LU) Portfolio Fund Committed Balance (EUR) AT		 LU0161533624	EUR	1,90%	15,16%	8,07%	3,66%	4,34%	6,40%	30.09.1999	3
Swisscanto (LU) Portfolio Fund Sustainable Balanced (EUR) AT		 LU0208341536	EUR	3,08%	17,66%	8,02%	3,15%	5,22%	7,24%	04.03.2005	3
TBF SPECIAL INCOME EUR R	Vermögensverwaltend   Spezialthema	 DE000A1JRQD1	EUR	3,08%	30,64%	11,31%	6,15%	4,61%	9,69%	17.08.2012	3
Vates - Parade A		LU1098509851	EUR	-3,00%	-0,98%	4,16%	1,02%	4,55%	5,38%	05.11.2014	3
<b>Renten-/Geldmarktfonds Europa</b>											
Allianz Europazins - A - EUR		 DE0008476037	EUR	-0,47%	1,01%	2,07%	-1,10%	0,07%	3,17%	20.06.1988	2
DWS Covered Bond Fund LD		 DE0008476532	EUR	-0,39%	0,51%	2,18%	-1,44%	-0,58%	2,73%	26.05.1988	2
DWS Euro Bond Fund LD		 DE0008476516	EUR	-0,65%	1,54%	2,01%	-2,38%	-0,48%	4,30%	01.12.1970	2
















 Nachhaltige Investmentfonds gemäß Artikel 8 oder Artikel 9 EU-Offenlegungsverordnung

\* Angaben in Prozent auf EUR-Basis.

Fondsname	Thema	ISIN	Wahrung	Wertentwicklung*					Volatilitat 3 Jahre	Auflegung	SRI
				Lfd. Jahr	1 Jahr p.a.	3 Jahre p.a.	5 Jahre p.a.	10 Jahre p.a.			
<b>Renten-/Geldmarktfonds Europa</b>											
DWS Eurorenta EUR		 LU0003549028	EUR	-0,32%	1,02%	1,77%	-2,75%	-0,74%	4,66%	16.11.1987	3
DWS Eurozone Bonds Flexible LD		 DE0008474032	EUR	-0,22%	2,80%	4,23%	0,90%	0,97%	2,26%	25.01.1966	2
Fidelity Funds - European High Yield Fund A (EUR)		 LU0110060430	EUR	-0,24%	4,81%	7,12%	2,15%	3,37%	3,14%	26.06.2000	2
FU Fonds - Bonds Monthly Income P		LU1960394903	EUR	-0,54%	5,29%	7,56%	3,36%	-	2,13%	08.07.2019	4
HANSAzins		 DE0008479098	EUR	-0,13%	3,68%	4,50%	1,66%	1,00%	1,39%	02.05.1985	2
Nordea 1 - Danish Covered Bond Fund BP-EUR	Danemark	 LU0173779223	EUR	-0,33%	1,88%	3,54%	-0,36%	0,49%	2,40%	15.09.2003	2
Nordea 1 - Low Duration European Covered Bond Fund BP-EUR		 LU1694212348	EUR	-0,36%	1,90%	3,46%	1,50%	-	1,01%	24.10.2017	2
SPDR Bloomberg Barclays 1-5 Year Gilt UCITS ETF	Grobritannien   ETF	IE00B6YX5K17	GBP	-0,04%	2,94%	3,50%	1,00%	0,77%	2,42%	17.05.2012	2
Xtrackers II Eurozone Government Bond UCITS ETF 1C	ETF	LU0290355717	EUR	-0,46%	0,62%	1,81%	-2,55%	-0,40%	4,98%	22.05.2007	3
<b>Renten-/Geldmarktfonds Nordamerika</b>											
iShares \$ Treasury Bond 1-3yr UCITS ETF	USA   ETF	IE00B14X4S71	USD	-1,53%	1,77%	4,02%	1,98%	1,91%	2,42%	02.06.2006	2
SPDR Bloomberg Barclays U.S. Treasury Bond UCITS ETF	USA   ETF	IE00B44CND37	USD	0,13%	4,51%	2,63%	0,17%	1,13%	5,11%	03.06.2011	3
UBS (Lux) ETF - Bloomberg Barclays US Liquid Corporates UCITS ETF (USD) A-dis	USA   ETF	LU1048316647	USD	0,02%	5,11%	1,27%	-1,71%	1,41%	6,37%	30.05.2014	3
<b>Renten-/Geldmarktfonds Welt</b>											
Allianz Euro Bond - A - EUR		 LU0165915215	EUR	-0,71%	0,55%	1,09%	-2,61%	-0,51%	4,53%	02.01.2004	2
Amundi Global Aggregate Green Bond UCITS ETF Acc	ETF	 LU1563454310	EUR	-0,21%	1,13%	2,33%	-2,03%	-	4,44%	21.02.2017	3
BlackRock - Fixed Income Global Opportunities Fund A2 USD		LU0278466700	USD	0,11%	7,38%	5,77%	2,36%	3,06%	2,87%	31.01.2007	3

 Nachhaltige Investmentfonds gema Artikel 8 oder Artikel 9 EU-Offenlegungsverordnung







\* Angaben in Prozent auf EUR-Basis.

Fondsname	Thema	ISIN	Wahrung	Wertentwicklung*					Volatilitat 3 Jahre	Auflegung	SRI
				Lfd. Jahr	1 Jahr p.a.	3 Jahre p.a.	5 Jahre p.a.	10 Jahre p.a.			
<b>Renten-/Geldmarktfonds Welt</b>											
Carmignac Portfolio Flexible Bond A EUR acc		 LU0336084032	EUR	0,93%	2,74%	4,59%	1,38%	1,99%	2,98%	14.12.2007	2
Carmignac Securite AW EUR Acc		 FR0010149120	EUR	-0,12%	1,67%	3,76%	1,25%	1,04%	1,32%	26.01.1989	2
Dimensional Global Short Fixed Income Fund EUR Acc	Dimensional	IE0031719473	EUR	0,00%	1,39%	2,53%	-0,45%	-0,35%	0,86%	25.01.2007	2
Dimensional Global Core Fixed Income Lower Carbon ESG Screened Fund EUR Acc	Dimensional	 IE00BKPWG574	EUR	-0,42%	2,93%	2,31%	-1,43%	-	4,36%	12.12.2019	3
Dimensional Global Short-Term Investment Grade Fixed Income Fund EUR Acc	Dimensional	IE00BFG1R338	EUR	0,00%	2,06%	2,89%	0,15%	0,12%	1,09%	03.02.2014	2
DJE - Short Term Bond - PA (EUR)		 LU0159549814	EUR	0,13%	2,19%	3,27%	1,33%	1,04%	1,55%	27.01.2003	2
DWS ESG Euro Money Market Fund		 LU0225880524	EUR	0,52%	2,08%	3,13%	1,83%	0,68%	0,12%	29.08.2005	1
DWS Invest Convertibles LC		 LU0179219752	EUR	1,31%	12,89%	6,32%	-0,61%	2,10%	7,19%	12.01.2004	3
DWS Invest Euro Corporate Bonds LD		 LU0441433728	EUR	-0,39%	2,69%	4,19%	-0,55%	1,03%	3,15%	30.10.2009	2
Fidelity Funds - Euro Bond Fund A (EUR)		 LU0048579097	EUR	-0,88%	0,33%	2,21%	-2,52%	-0,11%	5,41%	01.10.1990	3
Fidelity Funds - Euro Corporate Bond Fund A Acc (EUR)		 LU0370787193	EUR	-0,58%	0,87%	3,85%	-1,15%	0,77%	4,20%	12.06.2009	3
Fidelity Funds - US Dollar Bond Fund A Acc (USD)		 LU0261947682	USD	-0,16%	4,66%	2,64%	-0,23%	1,78%	5,58%	25.09.2006	3
HSBC GIF Euro High Yield Bond AC		 LU0165128348	EUR	-0,22%	5,38%	6,78%	1,58%	2,63%	4,77%	04.04.2003	3
Invesco (Lux) Bond Fund A		 LU1775947762	USD	-1,23%	2,87%	1,83%	-2,86%	0,23%	6,37%	08.09.1992	3
JSS Sustainable Bond - Euro Broad P EUR dist		 LU0158938935	EUR	-0,76%	0,24%	2,10%	-2,52%	-0,22%	4,34%	06.01.2003	2
Jupiter Dynamic Bond L EUR Acc		LU0853555380	EUR	0,59%	5,61%	2,26%	-1,05%	0,56%	5,53%	07.03.2013	3
M&G (Lux) Euro Corporate Bond Fund EUR A acc		 LU1670629549	EUR	-0,23%	2,32%	4,11%	-0,27%	0,82%	3,24%	13.01.2003	2
M&G (Lux) Global Convertibles Fund EUR A acc		 LU1670708335	EUR	4,72%	18,01%	8,47%	2,73%	3,75%	8,37%	13.07.2007	3

 Nachhaltige Investmentfonds gema Artikel 8 oder Artikel 9 EU-Offenlegungsverordnung

\* Angaben in Prozent auf EUR-Basis.

**CleVesto Select ab 2026 (L-FSX-43) Fondsliste**  
**Stand 13.04.2026**

Fondsname	Thema	ISIN	Wahrung	Wertentwicklung*					Volatilitat 3 Jahre	Auflegung	SRI
				Lfd. Jahr	1 Jahr p.a.	3 Jahre p.a.	5 Jahre p.a.	10 Jahre p.a.			
<b>Renten-/Geldmarktfonds Welt</b>											
Robeco QI Global Dynamic Duration DH EUR		 LU2819788964	EUR	-1,27%	-1,35%	-	-	-	-	19.09.2024	2
Schroder ISF EURO Corporate Bond A Acc		 LU0113257694	EUR	-0,35%	3,70%	5,32%	-0,13%	1,67%	3,12%	16.06.2000	2
Templeton Global Bond Fund A (Mdis) USD		 LU0029871042	USD	1,91%	13,48%	1,77%	-0,19%	0,53%	8,07%	28.02.1991	3
Templeton Global Total Return Fund A (acc) EUR		 LU0260870661	EUR	2,40%	12,62%	3,03%	0,88%	0,23%	6,42%	01.09.2006	3
UBS (Lux) Bond Fund - EUR Flexible P-acc		 LU0033050237	EUR	-0,47%	2,67%	3,08%	-2,48%	-0,10%	5,39%	06.08.1991	4
UBS (Lux) Emerging Economies Fund - Global Bonds (USD) P-acc USD	Welt	LU0084219863	USD	1,77%	19,62%	12,77%	3,40%	3,35%	6,87%	18.09.2009	4
Vanguard Global Aggregate Bond UCITS ETF EUR Hdg Acc	ETF	IE00BG47KH54	EUR	-0,43%	2,09%	1,70%	-1,65%	-	3,99%	18.06.2019	2
Vontobel Fund - Swiss Franc Bond Foreign B-CHF		 LU0035738771	CHF	-0,10%	1,04%	2,57%	-0,59%	-0,46%	2,13%	25.10.1991	2
Vontobel Fund - Swiss Money B-CHF		LU0120694996	CHF	-0,03%	0,35%	1,22%	0,23%	-0,09%	0,40%	24.10.2000	2
Xtrackers II EUR Corporate Bond UCITS ETF 1C	ETF	LU0478205379	EUR	-0,26%	2,72%	4,22%	-0,11%	0,87%	3,15%	23.02.2010	2

 Nachhaltige Investmentfonds gema Artikel 8 oder Artikel 9 EU-Offenlegungsverordnung

\* Angaben in Prozent auf EUR-Basis.

**einfach. klar. helvetia**   
Ihre Schweizer Versicherung

**Rechtliche Hinweise:**

Trotz aller Sorgfalt kann keine Gewähr oder Haftung für die Richtigkeit, Allgemeingültigkeit, Aktualität und/oder Vollständigkeit der zur Verfügung gestellten Informationen übernommen werden. Sie können nicht die Beratung durch eine/-n Versicherungsberater/-in, eine/-n Rechtsanwalt/-anwältin, eine/-n Steuerberater/-in ersetzen. Die Informationen ersetzen nicht die Versicherungsbedingungen. Zu diesen Rentenversicherungen gibt es Basisinformationsblätter gemäß der Verordnung (EU) Nr. 1286/2014. Diese stehen Ihnen in elektronischer Form auf unserer Website unter [www.helvetia.de/bib](http://www.helvetia.de/bib) zur Verfügung.

Ausführliche Informationen zu den einzelnen Fonds erhalten Sie bei der jeweiligen Kapitalanlagegesellschaft.

**Helvetia schweizerische Lebensversicherungs-AG**

T +49 69 133 20, [www.helvetia.de](http://www.helvetia.de)



**einfach. klar. helvetia**   
Ihre Schweizer Versicherung